


# Teaching World Bible School Using The Website


To register as a study helper, go to...

[www.worldbibleschool.net](http://www.worldbibleschool.net) ←

Give To WBS 0 Items

EMAIL: [help@worldbibleschool.net](mailto:help@worldbibleschool.net)



[About](#) ▾ [Bible](#) ▾ [Resources](#) ▾ [News](#) ▾ [Events](#) [Connect](#) [\(512\) 345-8190](tel:(512)345-8190) 

# you. sharing Jesus.




## Your WBS Toolbox

You can fulfill the Great Commission of Jesus, make disciples and see them put on Christ in baptism! WBS gives you the tools with online lessons, postal lessons and a study Bible to share God's Word and build relationships that last for eternity!

[Become a Study Helper](#)

[Become a Student](#)



Read the Teacher Application and click on the five “I agree” boxes.

Then add your personal information at the bottom and submit the application.

## Teacher Application

Apply to teach with WBS. Share your faith in Jesus with a neighbor.

**We are glad you are interested in becoming a World Bible School teacher. Sharing The Good News with the world is exciting work. We are eager to get you started with your first student.**

In order to become a World Bible School teacher you must read and agree to the following points:

**1 As a WBS Study Helper, I agree that I am a member, in good standing, of the Lord's church. Christ has added me to God's family when I trusted His Gospel, repented of my sins and, as a believer, received immersion for the removal of my sins.**

- "In good standing" means I continue to follow Christ faithfully. My dedication to Christ's way of life is evident to others.

☐ I agree

---

**2 As a WBS Study Helper, I agree to stand in basic agreement with the WBS courses. As I teach, I will review the WBS Master Series courses.**

- "Basic agreement" means I believe, practice and teach the great truths taught by the Bible and thus by WBS.

It will usually take 24-48 hours for the approval process. Please fill out the form completely. This information is for WBS internal use only and will not be shared with anyone without your permission.

After approval you will receive a Welcome email that contains login information. Please login to your account as soon as possible and change your password to something that you can remember.

To login, go to...  
[www.worldbibleschool.org](http://www.worldbibleschool.org) ←



Click on “Login” at the top of the page.

## Login

Email

Password

☒ Remember me


Submit

[I forgot my password](#)

Enter your email address & password & click the “Submit” button.

The first page that opens up is “The Hub”. WBS will publish articles here on new features or inspirational stories that are submitted by other study helpers.

If you don’t have any students (or none are waiting on you and you want to adopt more), go to the “Student Board”.


 WORLD BIBLE SCHOOL

The HubMy StudentsStudent BoardHelpMailboxJena

[Give to WBS](#)

# The Hub

You don't have any students yet. You use the Student Board to adopt your first student. Or, use the Add student link on the My Students page to add a student you already know.

 by Tim Yaeger

## A New Feature and Encouraging Story

*Written on May 25, 2018*

Good day fellow WBS teachers!

### New Feature

I wanted to draw special attention to a new feature you may have noticed in the "Assignments" page for your students. You can now send a certificate for "The Way". In the screenshot, you will notice the checkbox just under the grade percentage. I hope this feature will help encourage your students as they continue in their journey to study and learn about the saving Gospel of Jesus Christ!

#### The Way

100%

The Way

Reviewed 15 days ago • Review lesson

4 New comments

Certificate

Quick Links

[WorldBibleSchool.net](#)  
[Tutorials](#)

Groups

Baker Heights Church of Christ

Create a group

Personal campaign

Jena Madeley's campaign



# Student Board

Showing 132

Waiting less than 6 hours



Jane Oetting-McGahan  
Belfast, Co Antrim

Encourage Adopt

Jane is an English speaker who lives in Belfast, Co Antrim, United Kingdom and registered 26 days ago. Jane is working on the introductory lesson. Jane is about 38 years old . Jane has received 1 note of encouragement from WBS study helpers.



Dawn Johnson  
Perth Amboy, New Jersey

Encourage Adopt

Dawn is an English speaker who lives in Perth Amboy, New Jersey, United States Of America and registered 17 days ago. Dawn is working on the introductory lesson. Dawn is about 51 years old . Dawn has not received any notes of encouragement. Will you send the first one?



Stacy Morales  
M lami , FI

Encourage Adopt

Stacy is an English speaker who lives in M lami, FI, United States Of America and registered 17 days ago. Stacy is working on the introductory lesson. Stacy is about 45 years old . Stacy has not received any notes of encouragement. Will you send the first one?

Student Board

WBS Student Board

Group boards

Baker Heights Church of Christ

Personal campaign

Jena Madeley's campaign

Filters

- All
- Web
- Intro in Progress
- Completed Intro
- Needs Encouragement
- Email
- Postal
- Filter by country
- Nation

This “Student Board” shows ALL students who are available for adoption. The number of students available is shown at the top.



You can filter by the type of student you are looking for:

- Web
- Intro In Progress
- Completed Intro
- Needs Encouragement
- Email
- Postal
- Filter by country (shows countries that are represented on the board)



You can learn several things about a student from their profile information. You can see where they are from in two places.

You can see how long ago they registered and how old they are.



You can also see how they want to study. This is spelled out and shown in the icon in the upper right corner. An envelope indicates a postal student, and a globe indicates a web student.

**ADAOBI UZOAGU**  
Lagos, Lagos Adopt

**ADAOBI** is an **English** speaker who lives in **Lagos, Lagos, Nigeria** and registered **10 hours ago**. ADAOBI **has not completed the introductory lesson**. ADAOBI is about **12 years old**. Please send the **WBS Children's Courses** because the student is under 13.

**Acleta Agunod**  
Cabanatuan City, Central Luzon Adopt

**Acleta** is an **English** speaker who lives in **Cabanatuan City, Central Luzon, Philippines** and registered **9 hours ago**. This student requested study through **postal mail**. Acleta is about **36 years old**.

**mahder gtar**  
Addis, Addis Adopt

**Mahder** is an **English** speaker who lives in **Addis, Addis, Ethiopia** and registered **7 hours ago**. This student requested study through **postal mail**. Mahder is about **18 years old**.





**Lingson Phiri**  
Lusaka, International



✓ Encouraged

♥ Adopt

Lingson is an **English** speaker who lives in **Lusaka, International, Zambia** and registered **1 day ago**. Lingson has not completed the introductory lesson. Lingson is about **19 years old**. Lingson has received **3 notes of encouragement** from WBS study helpers. This student is ready for adoption.



**Hazel G Moyo**  
Gwanda, Gwanda



🌐 Adopt

Hazel G is a **female, English** speaker who lives in **Gwanda, Gwanda, Zimbabwe** and registered **3 years ago**. Hazel G completed the introductory lesson and earned a grade of **95%**. She is about **26 years old**. Hazel G chose **Christianity** for religion. She has received **3 notes of encouragement** from WBS study helpers. This student is ready for adoption.



**Warren McCabe**  
Humansdorp, Eastern Cape

✓ Encouraged

♥ Adopt


Warren is an **English** speaker who lives in **Humansdorp, Eastern Cape, South Africa** and registered **12 hours ago**. Warren is working on the introductory lesson. Warren is about **33 years old**. Warren has received **3 notes of encouragement** from WBS study helpers. This student is ready for adoption.


The profile for web students shows if they have not completed the intro (gold), completed the intro (blue) or are working on it (purple). If they have completed it, their score will also be listed.

Web students can receive up to 3 notes of encouragement. These are messages from study helpers that encourage them to complete the intro. If they have received 3 encouragements, the icon on the Encourage button changes from a heart to a check mark.

To adopt a student, click on the “Adopt” button, and the student should show up in your “My Students” list.

Postal students are listed in green and have an envelope icon in the adopt button. They do not receive encouragements. They can be adopted at any time. Just click on the “Adopt” button.

**Priscilla Agyeiwaa**  
Accra, Weija

 Adopt

**Priscilla** is an **English** speaker who lives in **Accra, Weija, Ghana** and registered **8 days ago**. This student requested study through **postal mail**. Priscilla is about **20 years old**. This student was matched in one of your **target locations** and will be \$5 to adopt

Pass on

**Emmanuel Agbesi Kumah**  
Kpedze, Volta Region

 Adopt

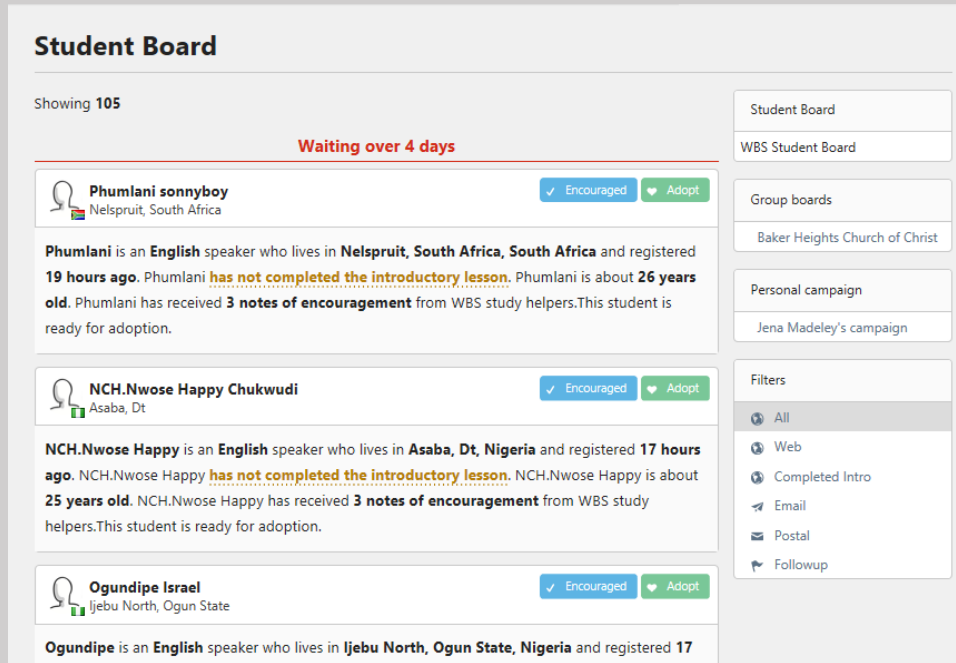
Pass on

**Andzie Robert Tawiah**  
Accra, Ghana

 Adopt

Pass on

If your congregation has a Web Ads Target area or a Traditional Campaign, you will adopt students the same way from those local student boards.



**Student Board**

Showing 105

Waiting over 4 days

**Phumlani sonnyboy**  
Nelspruit, South Africa  
✓ Encouraged Adopt

Phumlani is an English speaker who lives in Nelspruit, South Africa, South Africa and registered 19 hours ago. Phumlani has not completed the introductory lesson. Phumlani is about 26 years old. Phumlani has received 3 notes of encouragement from WBS study helpers. This student is ready for adoption.

**NCH.Nwose Happy Chukwudi**  
Asaba, Dt  
✓ Encouraged Adopt

NCH.Nwose Happy is an English speaker who lives in Asaba, Dt, Nigeria and registered 17 hours ago. NCH.Nwose Happy has not completed the introductory lesson. NCH.Nwose Happy is about 25 years old. NCH.Nwose Happy has received 3 notes of encouragement from WBS study helpers. This student is ready for adoption.

**Ogundipe Israel**  
Ijebu North, Ogun State  
✓ Encouraged Adopt

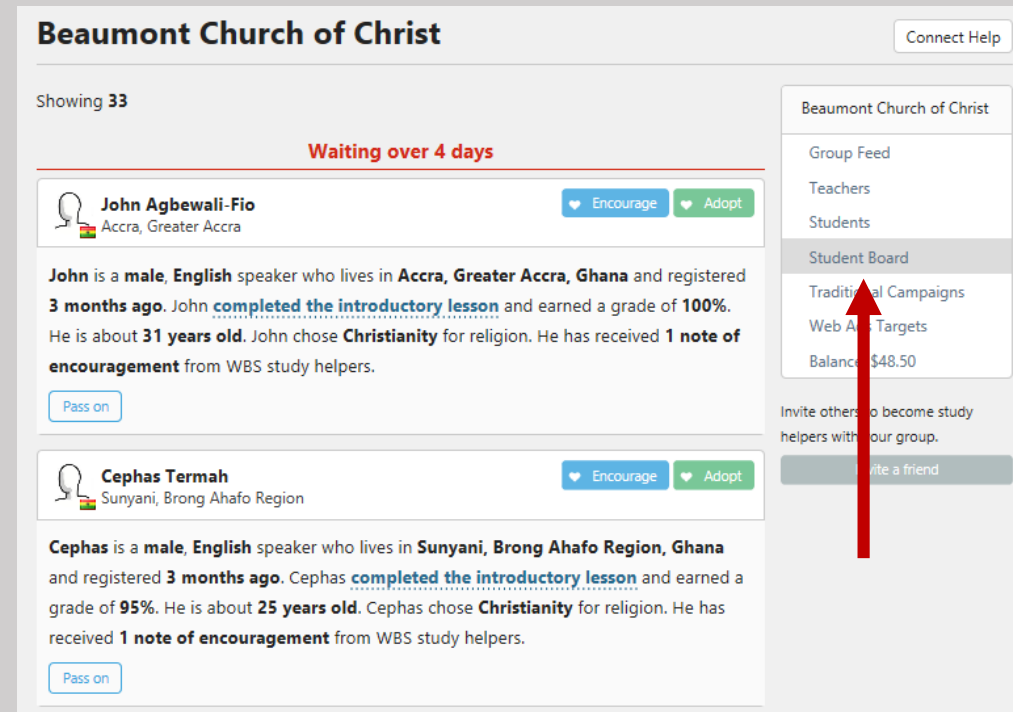
Ogundipe is an English speaker who lives in Ijebu North, Ogun State, Nigeria and registered 17

Student Board  
WBS Student Board  
Group boards  
Baker Heights Church of Christ  
Personal campaign  
Jena Madeley's campaign  
Filters  
All  
Web  
Completed Intro  
Email  
Postal  
Followup

To find them, go to the “Student Board” page. Click on your group name on the “Group Boards” menu.

You can also find your local Student Board from “The Hub” page. Click on your group name on the “Group” menu, then from the “Group Feed” page, select “Student Board” in the menu.

Students can be filtered on these boards just like the General Student Board.



**Beaumont Church of Christ**

Showing 33

Waiting over 4 days

**John Agbewali-Fio**  
Accra, Greater Accra  
✓ Encourage Adopt

John is a male, English speaker who lives in Accra, Greater Accra, Ghana and registered 3 months ago. John completed the introductory lesson and earned a grade of 100%. He is about 31 years old. John chose Christianity for religion. He has received 1 note of encouragement from WBS study helpers.

Pass on

**Cephas Termah**  
Sunyani, Brong Ahafo Region  
✓ Encourage Adopt

Cephas is a male, English speaker who lives in Sunyani, Brong Ahafo Region, Ghana and registered 3 months ago. Cephas completed the introductory lesson and earned a grade of 95%. He is about 25 years old. Cephas chose Christianity for religion. He has received 1 note of encouragement from WBS study helpers.

Pass on

Beaumont Church of Christ  
Group Feed  
Teachers  
Students  
Student Board  
Traditional Campaigns  
Web Ads Targets  
Balance \$48.50  
Invite others to become study helpers with your group.  
Write a friend



## The Hub

[Give to WBS](#)

You don't have any students yet. You use the Student Board to adopt your first student. Or, use the Add student link on the My Students page to add a student you already know.



by Tim Yaeger

### A New Feature and Encouraging Story

*Written on May 25, 2018*

Good day fellow WBS teachers!

#### New Feature

I wanted to draw special attention to a new feature you may have noticed in the "Assignments" page for your students. You can now send a certificate for "The Way". In the screenshot, you will notice the checkbox just under the grade percentage. I hope this feature will help encourage your students as they continue in their journey to study and learn about the saving Gospel of Jesus Christ!

##### The Way

100% The Way

Reviewed 15 days ago • Review lesson

4 New comments

Certificate

#### Quick Links

[WorldBibleSchool.net](#)[Tutorials](#)

#### Groups

[Baker Heights Church of Christ](#)[Create a group](#)

#### Personal campaign

[Jena Madeley's campaign](#)









You can also manually add a student.

On "The Hub" page, click on "My Students".

Click on the “Add Student” button on the upper right side of the page.

# My Students

Search

 <div><b>Kienda John</b> 1217021</div> <div><a href="#">Assignments</a> <a href="#">Messages</a> <a href="#">Timeline</a> <a href="#">Hide</a></div> <div><a href="#">Grade</a></div> <div>2017-11-15</div>	<div>Add student</div> <div>Options</div> <div>All</div> <div>Waiting on me</div> <div>Hidden</div> <div>Sort</div> <div>By ID</div> <div>Last Name</div> <div>Last communication</div>
 <div><b>Bukola Aiyenuro</b> 1216862</div> <div><a href="#">Assignments</a> <a href="#">Messages</a> <a href="#">Timeline</a> <a href="#">Hide</a></div> <div>All Set</div> <div>2017-11-10</div>	
 <div><b>Elvia Esquibel</b> 1216539</div> <div><a href="#">Assignments</a> <a href="#">Messages</a> <a href="#">Timeline</a> <a href="#">Hide</a></div> <div>All Set</div> <div></div>	
 <div><b>Lillian Alvarado</b> 1216414</div> <div><a href="#">Assignments</a> <a href="#">Messages</a> <a href="#">Timeline</a> <a href="#">Hide</a></div> <div>All Set</div> <div></div>	
 <div><b>Simpson K. Mulenga</b> 1216385</div> <div><a href="#">Assignments</a> <a href="#">Messages</a> <a href="#">Timeline</a> <a href="#">Hide</a></div> <div>All Set</div> <div></div>	
 <div><b>LATOYA JONES</b> 1216384</div> <div><a href="#">Assignments</a> <a href="#">Messages</a> <a href="#">Timeline</a> <a href="#">Hide</a></div> <div>All Set</div> <div></div>	
 <div><b>DENNIE MASEKO</b> 1216174</div> <div><a href="#">Assignments</a> <a href="#">Messages</a> <a href="#">Timeline</a> <a href="#">Hide</a></div> <div>All Set</div> <div></div>	
 <div><b>Josue Megoulloa</b> 1213487</div> <div><a href="#">Assignments</a> <a href="#">Messages</a> <a href="#">Timeline</a> <a href="#">Hide</a></div> <div><a href="#">Grade</a></div> <div>2017-12-7</div>	

## My Students

Teacher



Mode of Study

Website 

Language

English

### Personal Information

First Name

*Required*

Last Name

*Required*

Nation

*Required*

Email

*Required*

Birth Year

Add student

Options

All

Waiting on me

Hidden

Sort

By ID

Last Name

Last communication

Your name will automatically appear in the Teacher box.

Change Mode of Study if the student wants postal lessons.

You will need to fill in all the rest of the information that is marked “Required”.

If the student is a postal student, make sure to add a complete mailing address.

When you have all necessary information, click on “Submit”.

The student should now appear in your My Students list.

Birth Year

**Postal/Location Information**

Address 1

Address 2

Address 3

City

Required

State

Required

Postal code

Required

Submit



# The Hub

[Give to WBS](#)

WBS Connect is a way for you, your church or other group to find and teach people who want to study the Bible, anywhere you choose.

Click below to get your individual Connect web address (e.g. johnsmith.worldbibleschool.org). Share it with your friends on Facebook, Twitter or email. You'll be the study helper for anyone who enrolls through it.

[Yes, give me a Connect web address](#)

## Quick Links

[WorldBibleSchool.net](#)[Tutorials](#)


## Groups

[Church of Christ](#)[Beaumont Church of Christ](#)[Create a group](#)

Another way to get students is through your personal campaign.

Click on the button in the top section on “The Hub” and you will be given your own personal URL to share with prospective students using Facebook, Twitter or by email.

# Have Questions about some Students?

 **JeromeLorie JeromeLorie**  
Istanbul, Turkey

Encourage Adopt

JeromeLorie is an **English** speaker who lives in **Istanbul, Turkey, Turkey** and registered **15 hours ago**. JeromeLorie **has not completed the introductory lesson**. JeromeLorie is about **22 years old**. JeromeLorie has received **2 notes of encouragement** from WBS study helpers.

Please let WBS know if you have any questions about a student...for example, if they have the same first and last name...  
...or their age seems a bit off...

 **emma rose**  
New York, New York

Encourage Adopt

Emma is an **English** speaker who lives in **New York, New York, United States Of America** and registered **3 days ago**. Emma **has not completed the introductory lesson**. Emma is about **59 years old**. Emma has received **2 notes of encouragement** from WBS study helpers.


Pass on

 **emma rose**  
New York, New York

Encourage Adopt

Emma is an **English** speaker who lives in **New York, New York, United States Of America** and registered **3 days ago**. Emma **has not completed the introductory lesson**. Emma is about **59 years old**. Emma has received **1 note of encouragement** from WBS study helpers.

Pass on

 **JasperFer JasperFer**  
Moscow, Russia

Encourage Adopt

JasperFer is an **English** speaker who lives in **Moscow, Russia, Russia** and registered **12 hours ago**. JasperFer **has not completed the introductory lesson**. JasperFer is about **109 years old**. JasperFer has received **1 note of encouragement** from WBS study helpers.

...or you have already adopted a student with the same name from this Student Board.

If if you see things like this or have any other questions, please send a message to [help@worldbibleschool.net](mailto:help@worldbibleschool.net)

# Taking Care of Your Students

The Students Waiting area on The Hub page will alert you to students that are “Waiting” on you. We have redesigned this section recently. You will see the notification buttons instead of the student’s profile box. When you click on one of these buttons, your Students Waiting page will open up and you can see the student’s name and ID number.

## The Hub

### Students Waiting

9 Waiting on grades

3 Waiting on certificates

2 Waiting on comments



by Tim Yaeger

### Helping You See Students Waiting

*Written on April 17, 2019*

Good day WBS study helpers!

We recently made some changes to the .org website with the intent of helping you see when students are waiting on a grade, a certificate, an introduction, the next course or made a comment deep in the lesson. WBS is about relationships and it was hard to see when these actions were needed on your part to help you communicate. We had numerous cases where active study helpers missed responding to students because they simply didn't know.

Green buttons can be for students who have lessons for you to grade or are new students that you have recently adopted and haven't sent an “Introduce Yourself” message to.

The purple button is a notification that you have students that are waiting for you to assign a certificate.

The orange button is a notification that a student has left a comment in a lesson.

To “Introduce yourself” click on the green button next to the student’s name. A new page opens up. It will include suggestions on what to say to your student.

Compose your message in the “Message” box. When your message is ready, click on the “Send” button.

If you wish you can send the same Introduction message to each student you adopt. To do this compose your message in a word processing program (like Microsoft Word) and save it so you can find it later. Then copy and paste it into the Message box for each student. (Be sure to personalize it with the student’s name, etc.)

## Introduce Yourself

### Introduce yourself

Introducing yourself to your student will help to make this Bible study personal. You might answer some of the following questions about yourself:

- What state do you live in?
- What do you do for a living?
- What is your family like?
- What hobbies do you enjoy?
- What do you gain out of your personal Bible study?
- Why are you a World Bible School study helper?
- Encourage the student to complete the next lesson.

Lastly, ask your student to introduce herself. Work to show that you are interested.

[I already did this](#)

Message

Send a message to your students by typing something here...

Send

---

## Mable Mthethwa has finished an exam

Mable Mthethwa has finished an exam and is waiting for a grade and a word of encouragement from you.

Exam: God Has Spoken Through Nature

[Grade the exam](#)



Like us



Follow us

[update your contact preferences](#)

Please do not respond to this email. If you are having technical difficulties, please email [support@worldbibleschool.net](mailto:support@worldbibleschool.net).

You will receive a message to your email address when a student has completed a lesson.

If a student is waiting for you to grade their lessons, they will show up under “Students Waiting” on “The Hub”.

Click on the green “Waiting on grade” button.

## The Hub

### Students Waiting

7 Waiting on grades

212 Waiting on certificates

6 Waiting on “Introduce yourself”



by Tim Yaeger

### Helping You See Students Waiting

*Written on April 17, 2019*

Good day WBS study helpers!

We recently made some changes to the .org website with the intent of helping you see when students are waiting on a grade, a certificate, an introduction, the next course or made a comment deep in the lesson. WBS is about relationships and it was hard to see when these actions were needed on your part to help you communicate. We had numerous cases where active study helpers missed responding to students because they simply didn't know.

# My Students



**Prince Levi**  
603092

[Assignments](#) [Messages](#) [Timeline](#) [Hide](#)

Grade

2019-5-5



**Hemstone Kipyegon**  
1077379

[Assignments](#) [Messages](#) [Timeline](#) [Hide](#)

Grade

2019-5-4



**Victoria Riggs**  
1296997

[Assignments](#) [Messages](#) [Timeline](#) [Show](#)

Grade

2018-6-28



**Olivia Coy**  
1299064

[Assignments](#) [Messages](#) [Timeline](#) [Show](#)

Grade

2018-7-6

Add student

Options

All

Waiting on me

Hidden

Sort

By ID

Last Name

Last communication

Your “My Students” page will open and show the “Waiting on me” students.

Click on the “Grade” button.



## The Way

### 1. How long have you been reading or learning from the Bible? Found in The Book



Mable Mthethwa

since I was still young

Comment

### 2. Philip told "Good News" to the Ethiopian treasurer (Acts 8). What is this Good News, and how does it help a person? Found in Good News Of Forgiveness



Mable Mthethwa

the good news was about Jesus, it helps that Jesus is the son of God and we must believe in him.

Comment

### 3. [Matthew 28:20] "I am with you always, to the end of the ..." Found in For Me?

☒ nation

☐ age

☐ mission

Comment

### 4. The Ethiopian believed and "went down into the water" for baptism. Why be baptized? Have you been baptized like this? Found in The Joyful Response



Mable Mthethwa

He was Baptized so that the spirit of the Lord be upon him; yes I have been baptized like that.

Mable Mthethwa

Sep 12, 2018

95%

The Way

#### Overview

The Map	4/4
The Book	1/1
What Are Your Needs?	3/3
Relationship	1/1
The Way To Faith	
The Scripture	2/2
The Good News	2/2
Good News Of Forgiveness	2/2
The Joyful Response	4/4
For Me?	9/1
	0

Finalize

The first lesson ready to grade will be opened. All of the Thought Questions and all Multiple Choice questions that were answered incorrectly will be shown.

1. For Multiple Choice questions, click on the “Comment” button.

3. [Matthew 28:20] "I am with you always, to the end of the ..." Found in For Me?

☒ nation

☐ age

☐ mission

Comment

3. [Matthew 28:20] "I am with you always, to the end of the ..." Found in For Me?

☒ nation

☐ age

☐ mission

Jena Madeley

"I am with you always, to the end of the **age**" (Matthew 28:20).

2. A box opens and an “Insert Scripture” button appears. Clicking on that button will put the scripture that the question references in the Comment box. You can add additional comments.

3. [Matthew 28:20] "I am with you always, to the end of the ..." Found in For Me?

☒ nation

☐ age

☐ mission

Insert scripture

"I am with you always, to the end of the **age**" (Matthew 28:20).

Save comment

3. Click “Save Comment”.

4. The scripture is inserted with the correct answer bolded.

4. The Ethiopian believed and "went down into the water" for baptism. Why be baptized? Have you been baptized like this? Found in The Joyful Response



Mable Mthethwa

He was Baptized so that the spirit of the Lord be upon him; yes I have been baptized like that.

Comment

4. The Ethiopian believed and "went down into the water" for baptism. Why be baptized? Have you been baptized like this? Found in The Joyful Response



Mable Mthethwa

He was Baptized so that the spirit of the Lord be upon him; yes I have been baptized like that.

Show explanation

Save comment

You comment on Thought Questions the same way.  
For these questions, there is a "Show explanation" button.

When you click on it, a box opens that contains information that you can use if you need help responding to the student's answer.

Don't forget to click the "Save comment" button.

4. The Ethiopian believed and "went down into the water" for baptism. Why be baptized? Have you been baptized like this? Found in The Joyful Response



Mable Mthethwa

He was Baptized so that the spirit of the Lord be upon him; yes I have been baptized like that.

Show explanation

The lesson talks about reasons for baptism in "The Joyful Response." Once again, the student may not understand... yet. Please take what you learn and tuck it away to help you minister later, after he/she has studied through lessons like "Born of Water and Spirit." For now, encourage your student in your own words and thank him/her for sharing with you.

Save comment

### Last comments for The Way



Finalize

Reopen lesson

When you have reviewed all of the student's answers and added comments where necessary, there is a box where you can leave a final comment or encouragement.

If the student missed too many questions or you want them to give more detail in the Thought questions, you can "Reopen Lesson." They can change their answers and resubmit the lesson.

Then you can "Finalize" the lesson in either of two places.

### The Way


#### Overview

The Map	4/4
The Book	1/1
What Are Your Needs?	3/3
Relationship	1/1
The Way To Faith	
The Scripture	2/2
The Good News	2/2
Good News Of Forgiveness	2/2
The Joyful Response	4/4
For Me?	9/1
	0

Finalize

**Mable Mthethwa** 1314943


**The Way**

95%  **The Way**  
Graded 1 minute ago • Review lesson


Certificate


☐ The Way certificate

**God Has Spoken**


100%  **God Has Spoken Through Nature** [Grade lesson](#)  
Completed 3 hours ago • Grade lesson

☒ **God Has Spoken Through the Prophets** [4 / 11](#)  
In Progress 2 hours ago • View progress

 **God Has Spoken Through a Prophet Like Moses**  
Unassigned • Preview Lesson

 **Only One God Has Spoken**  
Unassigned • Preview Lesson

Student Navigation



Mable Mthethwa  
#1314943

JOHANNESBURG,SOUTH  
AFRICA  
South Africa

Overview  
Update  
Timeline  
Followup  
**Assignments**  
Mailbox

If the student has completed The Way with a score of 70% you can assign a certificate for them.

Go to their “Assignments” page.

Click on the box next to the appropriate certificate.  
The God Has Spoken course will automatically be unlocked.

You can also grade lessons from here. Just click on the “Grade lesson” button.


Lessons that need to be graded have a yellow box.

Lessons that have been graded are green.


The lesson that the student has been assigned and is working on is blue.

After assigning the certificate your student has earned, click on the “Unlock Course” button to enable your student to study the lessons in the next course.  
**Please only unlock one course at a time!**


**This is Good News!**

 [Unlock Course](#)


**Knowing Jesus**

 [Unlock Course](#)


**Born of Water and Spirit**

 [Unlock Course](#)

**The Family of God**

 [Unlock Course](#)

**Live a Life of Love**

 [Unlock Course](#)

2018

September

13

Add Note

All

Notes


Lessons

Messages

### Recent Activity

- **September 13, 2018**  
Jena Madeley assigned the The Way certificate for Mable Mthethwa
- **September 13, 2018**  
Jena Madeley graded the The Way lesson for Mable Mthethwa.
- **September 13, 2018**  
Jena Madeley commented on Mable Mthethwa assignment answer.
- **September 13, 2018**  
Jena Madeley commented on Mable Mthethwa assignment answer.
- **September 13, 2018**  
Jena Madeley commented on Mable Mthethwa assignment answer.
- **September 13, 2018**  
Jena Madeley commented on Mable Mthethwa assignment answer.
- **September 13, 2018**  
Jena Madeley commented on Mable Mthethwa assignment answer.
- **September 13, 2018**  
Jena Madeley sent a message to Mable Mthethwa.
- **September 13, 2018**  
God Has Spoken Through the Prophets was automatically assigned to Mable Mthethwa.
- **September 13, 2018**  
Mable Mthethwa finished the God Has Spoken Through Nature lesson and earned a 100.
- **September 12, 2018**  
Jena Madeley adopted Mable Mthethwa

Student Navigation



Mable Mthethwa  
#1314943  
JOHANNESBURG,SOUTH  
AFRICA  
South Africa

Overview

Update

Timeline

Followup

Assignments

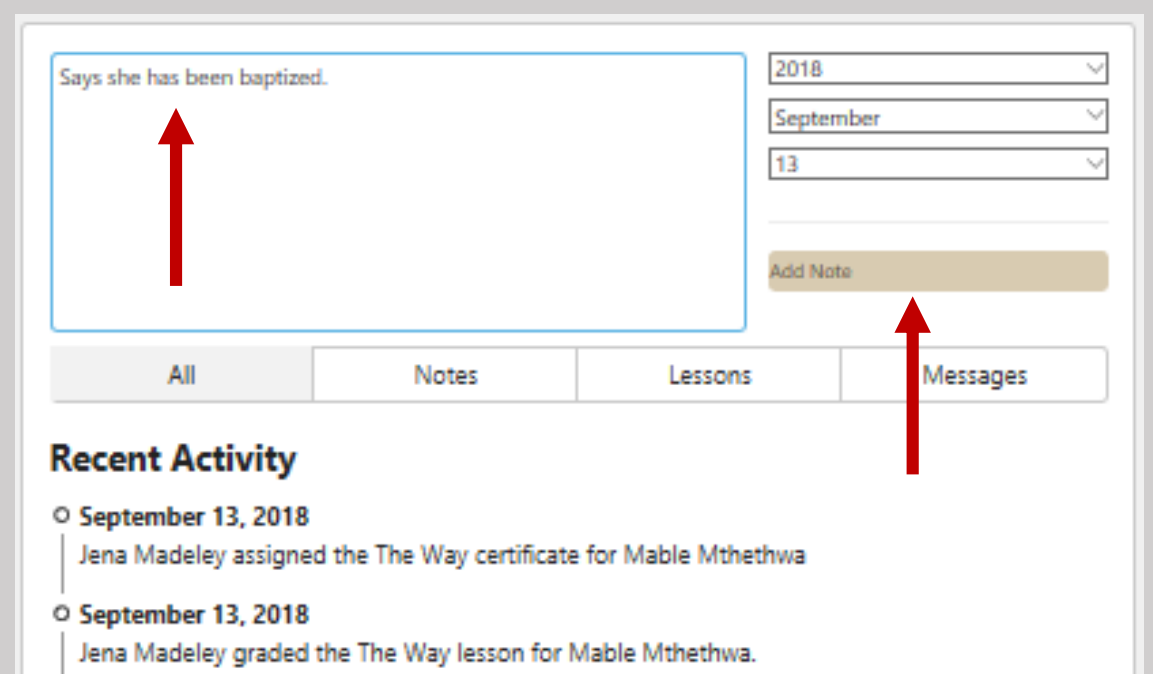
Mailbox

You will want to remember some things your student tells you in their answers. These can include the fact that they have been baptized, their birthday, topics they are having problems with, etc.

You can keep these notes in one place – the student’s “Timeline”.

You can access the Timeline from the menu under “Student Navigation”.

Type your note in the box at the top and click the “Add Note” button.



Says she has been baptized.

2018  
September  
13

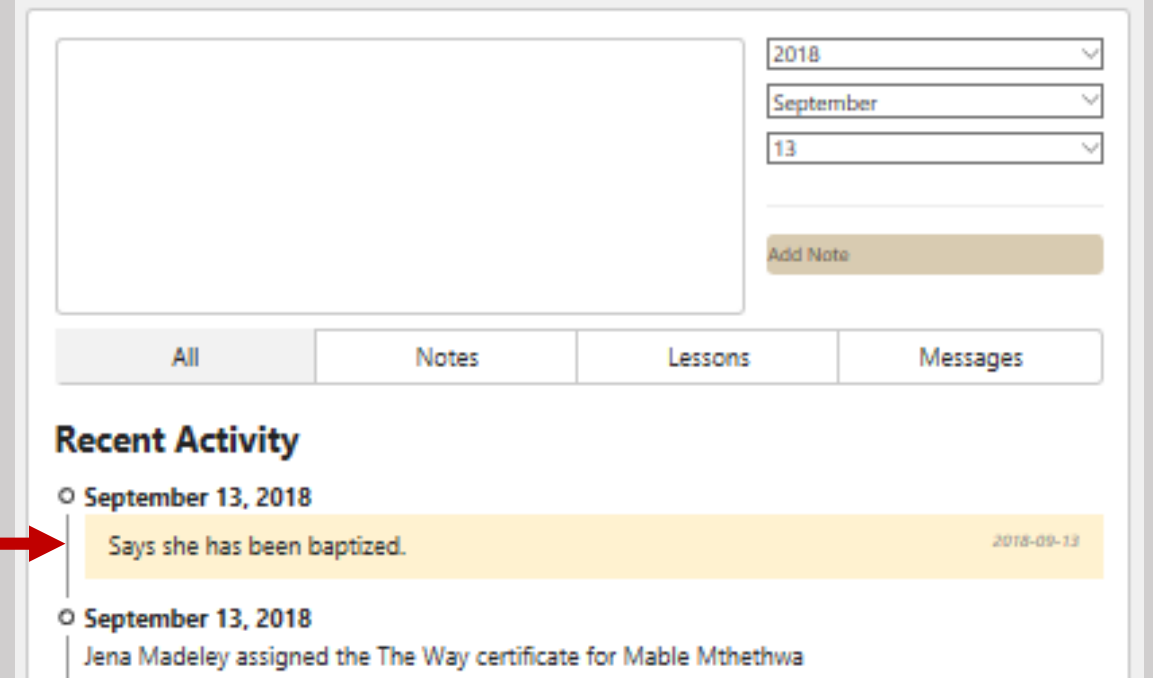
Add Note

All Notes Lessons Messages

### Recent Activity

- September 13, 2018  
Jena Madeley assigned the The Way certificate for Mable Mthethwa
- September 13, 2018  
Jena Madeley graded the The Way lesson for Mable Mthethwa.

The note is saved with the date in the list below.



2018  
September  
13

Add Note

All Notes Lessons Messages

### Recent Activity

- September 13, 2018  
Says she has been baptized. 2018-09-13
- September 13, 2018  
Jena Madeley assigned the The Way certificate for Mable Mthethwa



# How to Hide Inactive Students

The screenshot shows a web interface titled "My Students". At the top right is a search bar. Below the title, there are three student profile cards. Each card displays a student's name, ID, a status button, and a row of action links: "Assignments", "Messages", "Timeline", and "Hide".

- Mable Mthethwa** (ID: 1314943) has a status of "All Set".
- Esther Macha** (ID: 877175) has a status of "Comments".
- Rohani Dill** (ID: 876596) has a status of "All Set".

A red arrow points to the "Hide" link in the action bar for Rohani Dill. On the right side of the interface, there are two panels: "Options" with buttons for "All", "Waiting on me", and "Hidden"; and "Sort" with options for "By ID", "Last Name", and "Last communication".

Sometimes students sign up for lessons but never complete any, or stop after completing just a few.

You can hide these students so you can focus on your more active students.

To hide a student, hover over the line at the bottom of the block. Click on "Hide" and the student's name will disappear.

## My Students



Rohani Dill  
876596

All Set

Assignments Messages Timeline Show



James D Mathis  
587458

Comments

2015-10-3

Assignments Messages Timeline Show

Add student

Options

All

Waiting on me

Hidden

Sort

By ID

Last Name

Last communication

The hidden student is still there, they are simply placed on the “Hidden” part of your “My Students” page.

To view a student you have hidden, click on “Show” under their name and they will be returned to the “All” part of your “My Students” page.

## My Students



Rohani Dill  
876596

All Set

Assignments Messages Timeline Show



James D Mathis  
587458

Comments

2015-10-3

Assignments Messages Timeline Show

Add student

Options

All

Waiting on me

Hidden

Sort

By ID

Last Name

Last communication

# My Students

James

James D Mathis (587458)



**Mable Mthethwa**  
1314943

2018-9-13

All Set

Assignments Messages Timeline Hide



**Esther Macha**  
877175

2016-4-10

Comments

Assignments Messages Timeline Hide

Add student

Options

All

Waiting on me

Hidden

Sort

By ID

Last Name

Last communication

If you can't find one of your students, type their name in the Search bar at the top of the "My Students" page. Their name should appear just below the Search bar.

## The Hub

WBS Connect is a way for you, your church or other group to find and teach people who want to study the Bible, anywhere you choose.

Click below to get your individual Connect web address (e.g. johnsmith.worldbibleschool.org). Share it with your friends on Facebook, Twitter or email. You'll be the study helper for anyone who enrolls through it.

Yes, give me a Connect web address

### Students Waiting



Congratulations! You are all caught up with your web students.

If you are all caught up with your students, the “Students Waiting” section on The Hub will be empty.

To make sure, you can click on the “Waiting on me” button on your “My Students” page.

## My Students

Congratulations! You are all caught up with your web students.

Add student

Options

All

Waiting on me

Hidden

Sort

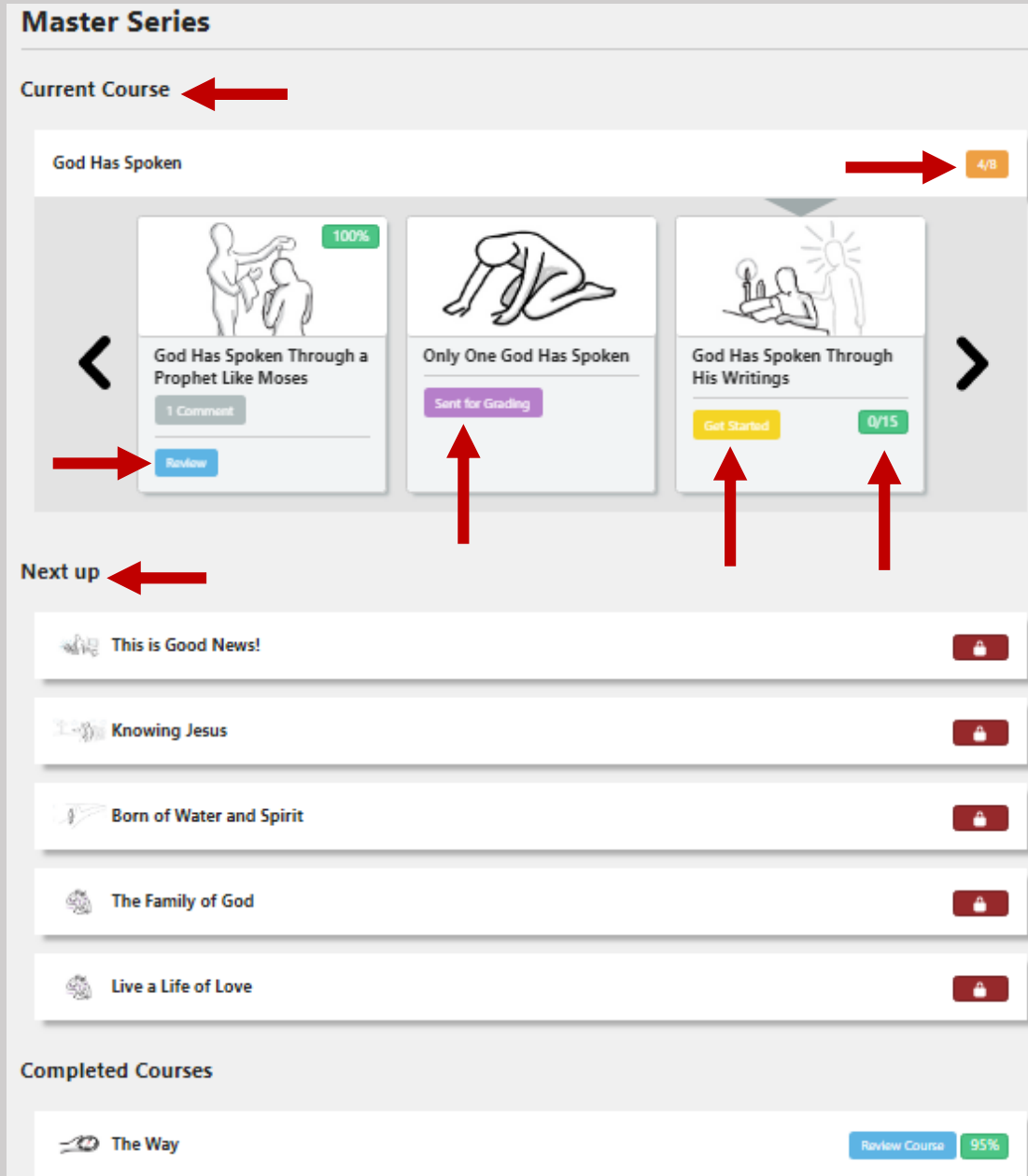
By ID

Last Name

Last communication



# Redesign of the Student Dashboard – What Your Student Sees!



The Student Dashboard was redesigned to make it easier for the student to find their next lesson.

Their Current Course is located at the top of the page.

The carousel has all of the lessons in that course. The yellow box on the right lists lessons completed/total number of lessons.

Any lesson that has been completed but not graded will have a purple “Sent for grading” notice.

If the lesson has been graded, there is a blue “Review” button.

The lesson that is ready for the student to begin will have a yellow “Get started” or “Continue” button.

The lessons also have a green button that lists how many questions are completed/total in lesson.

Courses that have not been unlocked yet are listed under Next up. The student can see how many courses are in the Master Series.

When you unlock a course, the previous course is moved from the carousel to the “Completed Courses” section.

The average grade for the course is in the green box. The student can review the lessons by clicking on the blue “Review Course” button. That will expand the view and show all of the lessons with a blue “Review” button. The grade for each lesson is in the green box.

Certificates that have been assigned for completed courses are at the bottom of the page. The student can click on the “Download” button and save a copy to be printed out.

The screenshot displays a user interface with two main sections: "Completed Courses" and "Certificates".

**Completed Courses:** This section is at the top and features a list of courses. Each course entry includes a title, a "Review Course" button, and a green box showing "100%". The courses listed are:

- The Way
- God Has Spoken
- God Has Spoken Through Nature
- God Has Spoken Through the Prophets
- God Has Spoken Through a Prophet Like Moses
- Only One God Has Spoken
- God Has Spoken Through His Writings
- God Has Spoken of His Enemy
- God Has Spoken of Judgment
- God Has Spoken of Mercy
- This is Good News!

**Certificates:** This section is at the bottom and shows three certificates, each with a green ribbon icon and a "Download" button. The certificates are for:

- God Has Spoken
- The Way
- This is Good News!

Red arrows in the original image point to the "Completed Courses" header and the "Certificates" header.

# Submit a Student for Followup

Joseph kyeti

811241

Postal/Location Information

Address 1	
Address 2	
Address 3	
City:	nairobi
State	nairobi
Postal Code	
Nation	Kenya

Profile Information

Mode of study	website
Language	English
Approximate age	42
Origination campaign	WBS Google Africa
Gender	Male
Marital Status	Married
Occupation	Pastor
Religion	Christianity

Student Navigation

Overview

Update

Timeline

Followup

Assignments

Mailbox

It is important to have an email address, phone number (or What's App number) and physical address as well. This gives the FUP a better chance of finding the student. Select the “Submit for followup” button.

If your student has requested baptism or wants to meet with Christians in his area, you can submit them for Followup. Be sure to ask the student for permission to share their contact information before submitting them. Remember that Followup is not always easy and may take a while. Also, we do not have FUPs in every country. To submit your student, click on “Followup” in their “Student Navigation” menu.

## Before you submit this student...

Please note that followup is not always easy. This is especially true in countries where it is difficult to communicate or travel. Please be prepared to be patient. Sometimes followup can take weeks.

Also, note that you will continue to be the teacher for this student even after a followup partner has been designated. Please continue to teach and encourage the student while the followup partner helps the student connect with a local congregation.


Submit for followup




### Instructions or Notes

*How can the student be contacted? When would the student like to be contacted? What questions does the student have that will need to be answered in person? What other relevant details can you provide?*

Instructions



Student's phone number



Did Joseph give you permission to share their contact information?

☐ Yes ☐ No

Did Joseph request baptism?

☐ Yes ☐ No

Does Joseph understand the purpose of baptism?

☐ Yes ☐ No

Did Joseph request to be introduced to a local congregation?

☐ Yes ☐ No

Did Joseph request to study the Bible in person?

☐ Yes ☐ No

Submit

Put as much information in the Instructions field as you can.

Also, add the student's phone number and answer the questions at the bottom.

When all information has been added, click on "Submit".

The information you enter will be visible to the FUP after they adopt the student.

This page will include a way for the teacher to contact the FUP.

Status Updates from the FUP can be found at the bottom of the page.

If you get additional information from the student after you have already submitted them, you can add the new information to their Timeline and the FUP should be able to see it.

## New request for followup October 24, 2017

Requested baptism	No
Understands the purpose of baptism	Yes
Requested introduction to the Church?	Yes
Requested in-person Bible study	Yes

### Instructions or Notes

Contact Followup Partner

Phone: unknown

I told him that I would like to have one of my associates contact him to speak with him further. He gave me his contact information:

Postal Address is PO Box 123 Kimhungwe

Residential

Agincourt Trust

Stand 610

Bushbuckridge

1280


Cell # 086 9621 735

I asked him where he attends church. He responded Adonai Restoration Centre.

All of his responses were pretty close to being correct. However, his responses mostly came in the form of something that (I believe) he copied and pasted into the answer block. I could never get him to give me HIS personal answer. So make of that what you will. He appears very intelligent, but again, I do not believe that his answers were his own. He states that he has been born of the water and the spirit. He states that he has been baptized.

### Status Updates

7 days ago "Attempted contact"

The Hub   My Students   Student Board   Help   ~~Mailbox~~ →  Jena ▾

Give to WBS

Quick Links

- WorldBibleSchool.net
- Tutorials

Groups

- Baker Heights Church of Christ

Account

News

**Course Preview**


Logout

All of the courses can be previewed online. To see them, do the following:

- In the menu bar, click on your name
- Click on “Course Preview”
- Click on the lesson you want to review.
- You will then see the text and questions for that lesson, and the “Show Explanations” for the thought questions. The online courses contain the same lessons as the postal courses.

## Course Preview


### The Way



The Way


Preview Lesson

### God Has Spoken




God Has Spoken Through Nature

Preview Lesson




God Has Spoken Through the Prophets

Preview Lesson




God Has Spoken Through a Prophet Like Moses

Preview Lesson




Only One God Has Spoken

Preview Lesson



God Has Spoken Through His Writings


Preview Lesson



God Has Spoken of His Enemy

Preview Lesson

[The Hub](#) [My Students](#) [Student Board](#) [Help](#) [Mailbox](#)

 Jena ▾

## The Hub

WBS Connect is a way for you, your church or other group to find and teach people who want to study the Bible, anywhere you choose.

Click below to get your individual Connect web address (e.g. johnsmith.worldbibleschool.org). Share it with your friends on Facebook, Twitter or email. You'll be the study helper for anyone who enrolls through it.

Yes, give me a Connect web address

### Students Waiting

Congratulations! You are all caught up with your web students.

Give to WBS

Quick Links

[WorldBibleSchool.net](#)  
[Tutorials](#)

Groups

[Baker Heights Church of Christ](#)

Create a group

Account

News

Course Preview

Logout

When you are all caught up with your students, logout of your account.

# Questions?

## Overview

- Adding a Student Manually
- Assigning a Certificate
- Encouraging and Adopting Students
- Assignments
- Email Students and Notes
- Formatting Messages
- Grading an Exam
- Graduating a student
- Hiding Students
- My Students
- Return a student
- Timeline

## Additional Help

- Avoiding Scams
- Bible Requests
- Credit Card Security
- Postal Students

If you have questions, there is a “Help” page you can access once you have logged into your account on the .org site. Click “Help” at the top of any page to access this Help menu.

There are also 4 “Resources” pages on the .net site. Click “Resources” at the top of the page to access them. A copy of this PowerPoint can be found there.

## General Resources

World Bible School resources for teachers and coordinators

### WBS Connect Brochure and FAQ

Learn more about WBS Connect with this WBS Connect Brochure and FAQ.

[Download PDF](#)

### Web Ads 2.0 – Finding Your Own Students with Targeted Online Ads

Learn more about Web Ads 2.0 and walk through the setup process in this video.

[Watch Video](#)

### WBS Web Ads Donation Form

Use this donation form to give for Web Ads.

[Download PDF](#)

### Teaching World Bible School Using the Website

Powerpoint on how to use worldbibleschool.org.

[Download Powerpoint](#)

[Download PDF](#)

### How Can I Get Follow-up Help

Learn how you can help students requesting baptism to become Christians and continue to grow in Christ.

[Download PDF](#)

### WBS Tri-Fold Display Package

Produce your own great looking WBS display for around \$10!

[Download Zip](#)

For questions relating to the World Bible School website, please email [help@worldbibleschool.net](mailto:help@worldbibleschool.net)